



GATE VALVE TECHNICAL DATA

MATERIAL & GENERAL SPECIFICATIONS

	1½" (50mm)	2" (63mm or 75/90mm)	3" (90mm)	4" (110mm)	6" / 8" (160/200mm)	10" / 12" (250/315mm)
Color	White or Black (Gray)	White or Black (Gray)	White or Black (Gray)	White (Gray)	White (Gray)	White (Gray)
Hubs	PVC or ABS (PVC)	PVC or ABS (PVC)	PVC or ABS (PVC)	PVC (PVC)	PVC	PVC
Body	PVC or ABS (PVC)	PVC or ABS (PVC)	PVC or ABS (PVC)	PVC (PVC)	ABS	ABS
Shaft	304SS	304SS	304SS	304SS	304SS	304SS
Paddle	Polypro	Polypro or 304SS	Polypro or 304SS	304SS	304SS	304SS
Handle	Plastic or Die Cast Al	Plastic or Die Cast Al	Plastic or Die Cast Al	Die Cast Al	304SS	304SS
Seals	Sarlink	Sarlink	Sarlink	Sarlink	Sarlink	Sarlink
Max PSI Open/Closed	45/100	40/80	30/30	20/40	10/20	10/15
Mid-Flow Max Closing Pressure	6 psi	1 psi (PP) 15 psi (SS)	.5 psi (PP) 9 psi (SS)	8 psi	2.5 psi	2.5 psi
Air Cylinder	Reinforced Nylon	Metal or Reinforced Nylon	Metal or Reinforced Nylon	Metal	Metal	Metal

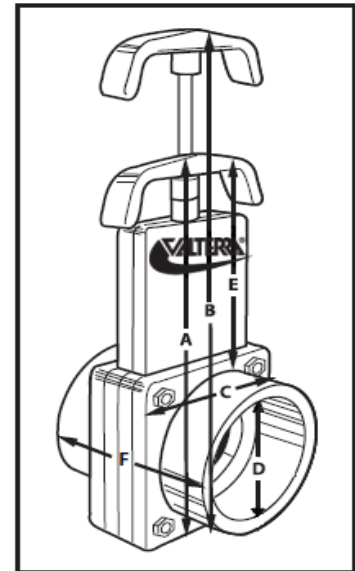
Notes:

Vacuum Applications: 1½" to 4" tested to 26 Hq in. when requested by customer

Metric Valves are Gray PVC

MANUAL VALVE DIMENSIONS (Inches)(mm)

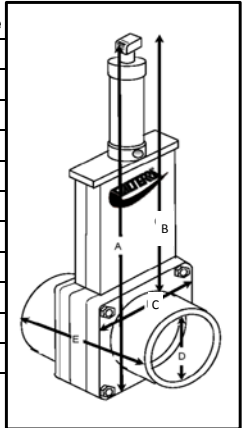
Size	A	B	C	D	E	F
1.5 ABS	6.5	8.625	2.896	1.912	3.9375	2.875
1.5 PVC	6.5	8.625	2.896	1.913	3.9375	3.375
50mm	168	222	72.6	50.3	98	98
2 ABS	7.5	10.25	3.364	2.388	4.5	3.125
2 PVC	7.5	10.25	3.37	2.387	4.5	3.5
63mm	191	260	85.4	63.3	111	105
75/90mm	238	324	111	75.3	130	133
3 ABS	9.25	13	4.35	3.518	5.1875	4.5
3 PVC	9.25	13	4.37	3.516	5.1875	4.5
90mm	238	324	111	90.3	130	133
4 PVC	13.25	18	6.665	4.518	7.4375	5.1875
110mm	330	454	169	110.4	181	130
6 PVC	22.75	31.125	11.1	6.647	13.25	11.125
160mm	572	800	279.4	160.7	343	279
8 PVC	22.75	31.125	11.1	8.655	12.1875	13.75
200mm	572	797	279.4	200.7	327	276
10 PVC	35	48.5	18.475	10.78	19.625	13.75
250mm	889	1232	469.3	251	514.4	341.3
12 PVC	35	48.5	18.475	12.78	18.625	15.375
315mm	889	1232	469.3	316	485.8	409



"B" Dimension is height of valve in fully open position

PNEUMATIC VALVE - ALUMINUM/STAINLESS STEEL AIR CYLINDER DIMENSIONS (Inches)(mm)

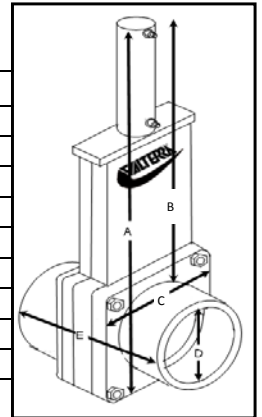
Size	A	B	C	D	E	Air Tubing Size	Recomm. Operating Pressure	Cylinder Air Volume
2	12.5	8.5	3.364	2.388	3	1/4"	55-70 psi	1.209 in ³
63mm	318	216	85.4	63.3	105	1/4"	55-70 psi	1.209 in ³
3	15.5	11.25	4.35	3.518	4.5	1/4"	55-70 psi	1.662 in ³
90mm	394	286	111	90.3	133	1/4"	55-70 psi	1.662 in ³
4	19.5	13.25	6.665	4.518	5	1/4"	55-70 psi	1.742 in ³
110mm	489	337	169	110.4	130	1/4"	55-70 psi	1.742 in ³
6	33	24	11.1	6.647	11.125	1/4"	90-120 psi	19.36 in ³
160mm	838	610	279.4	160.7	279	1/4"	90-120 psi	19.36 in ³
8	33	22.75	11.1	8.655	13.75	1/4"	90-120 psi	19.36 in ³
200mm	838	590	279.4	200.7	276	1/4"	90-120 psi	19.36 in ³
10	50	34	18.475	10.78	13.1	1/4"	100-130 psi	51.08 in ³
12	50	33	18.475	12.78	15.375	1/4"	100-130 psi	51.08 in ³



Note: Aluminum/SS Air Cylinders assembled with Air Restrictor - removal of restrictor voids warranty
Cylinder working temperature: 40°F - 140°F

PNEUMATIC VALVE - REINFORCED NYLON PLASTIC AIR CYLINDER DIMENSIONS (Inches)(mm)

Size	A	B	C	D	E	Air Tubing Size	Recomm. Operating Pressure	Cylinder Air Volume
1.5	10	7.375	2.896	1.912	2.875	I.D. 4 mm x O.D. 6 mm	60-75 psi	1.196 in ³
50mm	254	187	72.6	50.3	98	I.D. 4 mm x O.D. 6 mm	60-75 psi	1.196 in ³
2	11	8	3.364	2.388	3	I.D. 4 mm x O.D. 6 mm	60-75 psi	1.196 in ³
63mm	279	203	85.4	63.3	105	I.D. 4 mm x O.D. 6 mm	60-75 psi	1.196 in ³
3	13	8.5	4.35	3.518	4.5	I.D. 4 mm x O.D. 6 mm	60-75 psi	1.196 in ³
90mm	330	216	111	90.3	133	I.D. 4 mm x O.D. 6 mm	60-75 psi	1.196 in ³



Note: Cylinder working temperature: 40°F - 140°F

CEMENT

VALVE FITTING	PIPE	SIZE	CEMENT
ABS	PVC	1.5-6"	Use IPS #794 or equivalent
ABS	ABS	1.5-3"	Use IPS #771 or equivalent
PVC	ABS	1.5-6"	Use IPS #794 or equivalent
PVC	PVC	1.5-12"	Use IPS #717 or equivalent

STATIC HEAD PRESSURE

Feet Head	PSI
1	0.43
3	1.03
6	2.6
9	3.9
12	5.2
15	6.51
20	8.66
30	12.99
40	17.32
50	21.65

- Feet Head to PSI, multiply by 0.434
- PSI to Feet Head, multiply by 2.3

VALVE MAX WORKING TEMPERATURE

Material	Suggested Maximum Working Temperature	
	F	C
ABS	205° F	96° C
PVC	167° F	75° C
PC	280° F	137° C